



Footnote #1

Home / Education / High Schools / Virginia / Virginia Districts / Fairfax County Public Schools



# Thomas Jefferson High School for Science and Technology

6560 Braddock Rd, Alexandria, Virginia | (703) 750-8300

#5 in National Rankings

Overall Score 99.97/100

## QUICK STATS

Grades	9-12
Total Enrollment	1,902
Student-Teacher Ratio	18:1

**Overview** Student Body Test Scores Map

## Overview of Thomas Jefferson High School for Science and Technology

Thomas Jefferson High School for Science and Technology uses a STEM-focused curriculum that culminates with a technical lab project for seniors. The school offers courses like DNA science, advanced marine biology, automation and robotics, architectural drawing and design, research statistics and AP calculus. TJHSST boasts 15 specialized research labs, ranging from astronomy and astrophysics to oceanography and geophysical systems. Extracurricular activities at Thomas Jefferson High School for Science and Technology include clubs like orchestra and swing dance, publications like Teknos, the school's own science, technology and math journal, and a multitude of athletic teams.



## Thomas Jefferson High School for Science and Technology 2023-2024 Rankings

Thomas Jefferson High School for Science and Technology is ranked #5 in the [National Rankings](#). Schools are ranked on their performance on state-required tests, graduation and how well they prepare students for college. Read more about [how we rank the Best High Schools](#).


### All Rankings

- 🏆 #5 in National Rankings
- 🏆 #1 in Virginia High Schools
- 🏆 #1 in Washington, DC Metro Area High Schools
- 🏆 #1 in Fairfax County Public Schools High Schools
- 🏆 #1 in Magnet High Schools
- 🏆 #4 in STEM High Schools

SCORECARD	99.97
Took at Least One AP® Exam	100%
Passed at Least One AP® Exam	100%
Mathematics Proficiency	100%
Reading Proficiency	100%
Science Proficiency	100%
Graduation Rate	100%



**EXCLUSIVE WEBINAR**



**AO Advice: How Your High School is Evaluated in the College Admissions Process**

Get the inside scoop on how colleges assess your high school and its course rigor. Featuring a former Admissions Officer, you'll gain crucial insights and actionable strategies during this 60-min webinar.

[Register Now »](#)

**Ranking Factors**

How Thomas Jefferson High School for Science and Technology performed nationally and statewide out of 17,680 nationally ranked schools and 322 schools ranked in Virginia.

**RANKING FACTORS**

**NATIONAL**

**STATE**

College Readiness Index Rank

**#1 (tie)**

**#1**

RANKING FACTORS	NATIONAL	STATE
College Curriculum Breadth Index Rank <sup>?</sup>	#9	#1
State Assessment Proficiency Rank <sup>?</sup>	#15 (tie)	#1
State Assessment Performance Rank <sup>?</sup>	#44	#1
Graduation Rate Rank <sup>?</sup>	#1 (tie)	#1 (tie)

**High grades and scores aren't enough to stand out to top colleges.** Get 1:1 support building a comprehensive admissions strategy with a CollegeAdvisor Admissions Expert.

[Connect with an Expert Today](#)

Powered By  CollegeAdvisor.com

## Students/Teachers at Thomas Jefferson High School for Science and Technology

These counts and percentages of students and teachers are from data reported by schools to the government.

Total Enrollment **1,902**

### Student Enrollment by Grade

550

412

274

136

0

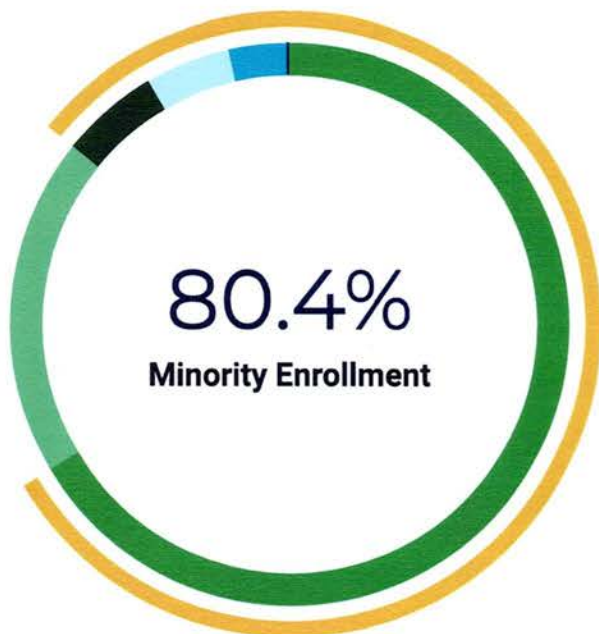
9th Grade

10th Grade

11th Grade

12th Grade

### Student Diversity



**80.4%** Minority Enrollment

**66.4%** Asian

**19.6%** White

**5.7%** Hispanic

**4.9%** Two or More Races

**3.3%** Black

**0.1%** American Indian/Alaska Native

**0.1%** Native Hawaiian/Pacific Islander

### Gender Distribution

Female **42%**    Male **58%**

Total Economically Disadvantaged (% of total) ? **2%**

Free Lunch Program (% of total) ? **1%**

Reduced-Price Lunch Program (% of total) ? **0%**

Full-Time Equivalent Teachers **107**


**Starting to think about college?**





Try the My Fit Custom College Ranking to build a list of schools personalized for you.

**Get Started**



## Test Scores at Thomas Jefferson High School for Science and Technology

U.S. News calculates these values for schools based on student performance on state-required tests and internationally available exams on college-level coursework (AP® and IB exams).

College Readiness Index ?

**100.0/100**

### Subject Proficiency

Virginia administered the Standards of Learning or alternate assessments to high school students. These figures display how well the school as a whole performed in reading, mathematics, and science. For this school, assessment data from 2021 & 2019 were compared statewide against other data from this year. Note the district and state graphs below may however incorporate a mix data from 2019 and 2021 in some states.

School	District	State
100%		
75%		
50%		
25%		
0		

80

70

71

70

63

60

W:

IC:

SEE MORE TEST SCORES ▼

### School Data

School profile information is based on government data.

Graduation Rate **100% (well above state median)**


Grades Served **9-12**

Setting **Large Suburb**

Charter School **No**

Magnet School **Yes**

Eligible for Title I Funding **No**



## District

This information relates to high schools run by this school's state operating agency.  
Many districts contain only one high school.

Total Schools	<b>30</b>
---------------	-----------

Total Students	<b>62,672</b>
----------------	---------------

College Readiness (district average)	<b>51.3</b>
--------------------------------------	-------------

Proficient in Reading (district average)	<b>70%</b>
--	------------

Proficient in Mathematics (district average)	<b>63%</b>
--	------------

Proficient in Science (district average)	<b>71%</b>
--	------------


Subject Proficiency Comparison

**All District Schools »**



Ranked School  
Unranked School

### School Location

 **Thomas Jefferson High School for Science and Technology**  
6560 Braddock Rd  
Alexandria, Virginia  
22312

-  #5 in **National Rankings**
-  #1 in **Virginia High Schools**

### Nearby Schools

**Fairfax County Adult High School**  
6815 Edsall Rd  
Springfield, Virginia 22151

## Best Colleges in Virginia



**University of Virginia**  
#24 in **National Universities** (tie)



**Virginia Tech**  
#47 in **National Universities** (tie)



**William & Mary**  
#53 in **National Universities** (tie)




**George Mason University**  
#105 in **National Universities** (tie)

[See all Best Colleges in VA »](#)

*Data are based on the 2021-2022, 2020-2021 and 2019-2020 academic years.*

*AP® and Advanced Placement® are registered trademarks of the [College Board](#). Used with permission.*


*International Baccalaureate (IB) data provided by International Baccalaureate of North America. Used with permission.*



My Fit Score

### Looking for your perfect college?

Enter your preferences and profile information, and we'll show you a personalized ranking of which colleges are the best fit for you. **Try It Now »**



## BEST HIGH SCHOOLS IN VIRGINIA

- #1 Thomas Jefferson High School for Science and Technology
- #2 Open High School
- #3 Richmond Community High School
- #4 McLean High School

[SEE FULL RANKING LIST »](#)



## NEARBY SCHOOLS

### Fairfax County Adult High School

Springfield, Virginia 22151

### Annandale High School

Annandale, Virginia 22003

**#3,702 in National Rank**

### Lewis High School

Springfield, Virginia 22150

**#8,529 in National Rank**

[Search All 30 District Schools »](#)

## Read More

---

## YOU MAY ALSO LIKE

### How to Perform Well on SAT, ACT Test Day

Get good rest, prioritize questions that have answers you know and take advantage of breaks, experts say.

Cole Claybourn Feb. 13, 2024



### High School Graduation Rates By State

Virginia has the highest high school graduation rates in the U.S.

Sarah Wood Dec. 1, 2023



### Charter Schools vs. Public Schools

Charter schools present choices, but there is much for parents to evaluate.

Jacob Fischler and Cole Claybourn Nov. 14, 2023



[Load More](#)



### Understanding Media Literacy

Learning how to evaluate news is an increasingly important skill in an era of rampant misinformation and disinformation.

Cole Claybourn Nov. 14, 2023



### 504 Plan Versus IEP: A Guide for Parents

There are two major tools educators use to help children with learning differences, and parents should know the difference.

Sally Kassab and Cole Claybourn Nov. 14, 2023



### Nontraditional Student Admissions

Planning and communication are key to making sure you present the best picture of your education and college readiness.

Linda Lee Baird Oct. 31, 2023



### Pros, Cons of Working in High School

Working may leave high school students with less time for school activities, but jobs could be valuable on college applications.


Lilly Roser Sept. 29, 2023



### What to Know About STEM High Schools

To enroll, students typically have to enter a lottery or demonstrate proficiency in STEM subjects through an application.

Sarah Wood Aug. 29, 2023



### Private School vs. Public School

Parents have much to consider, from test scores and class sizes to diversity and costs.

Emily Pierce and Cole Claybourn Aug. 29, 2023



### Map: Top 100 Public High Schools

The 100 highest-ranked high schools are located in 27 states.

Sarah Wood Aug. 29, 2023



**BEST COLLEGES**

**GRAD SCHOOLS**

**ONLINE COLLEGES**

**GLOBAL**

**K-12 SCHOOLS**

**COMMUNITY COLLEGES**

**PREMIUM TOOLS**

---



[About](#) [Editorial Guidelines](#) [Contact](#) [Press](#) [Advertise](#) [Newsletters](#) [Jobs](#) [Site Map](#)  
[Store](#)

Copyright 2024 © U.S. News & World Report L.P. [Terms & Conditions/Privacy Policy/U.S. State Privacy Notice](#)